

CONVERTISSEUSES

LAMPES COMPOSÉES AVEC DIODES

Table with columns: HEXODES, HEPTODES, OCTODES, T^{DES} HEX^{DES}, T^{DES} HEP^{DES}, DI^{EST} TRI^{DES}, DI^{EST} TET^{DES}, DI^{EST} PENT^{DES}, DI^{EST} HEPT^{DES}, VALVES AMPLIFICAT^{ES} FAISCEAUX DIRIGÉS. Rows include tube types like AH1, 1A6, 6A8G, MH1118, etc.

LAMPES COMPOSÉES TRIPLES

LAMPES COMPOSÉES AVEC PENTODES

Table with columns: DOUBLES DIODES TRIODES, DI^{EST} TR^{DES} P^{DES}, DOUBLES DI^{EST} PENT^{DES}, DOUBLES PENT^{DES} B.F., TRIODES PENT^{DES}, PENTODES B.F ET INDICE VISUEL. Rows include tube types like 1B5, 6SQ7MG, 85, etc.

INDICATEURS VISUELS

LAMPES POUR ONDESCOURTES

Table with columns: SIMPLES, A DOUBLES SENSIBILITÉS, AUNÉON, TRIODES BOUTONS, PENTODES BOUTONS, PENTODES TRÈS H^{TE} F^{CE}. Rows include tube types like 2E5, 6S5, CEM2, etc.

TUBES A RAYONS CATHODIQUES

THYRATRONS

Table with columns for tube types. Rows include DB7-1, DG3-2, D616-2, DW39.1, MW31.6, etc.

RÉGULATEURS

LAMPES SPÉCIALES

Table with columns: RÉGULATEURS D'INTENSITÉ, REGUL^{ES} DE TENSION, MESURE, H.F, B.F. Rows include tube types like 46B1, 1926, C8, etc.

SPÉCIALES

Table with columns: Amplificatrice à large Bande (émis second), Amplificatrices spéciales. Rows include EE50, 7000, 7700.

Vous êtes spécialiste, alors. . . RADIO CONTROLE

NORMALISATION DES LAMPES DE RÉCEPTION

1941

POSTE RECEPTEUR	FONCTION DE LA LAMPE	TYPE DE LA LAMPE	SÉRIE EUROPÉENNE	SÉRIE AMÉRICAINE
ALTERNATIF	<i>Changeur de fréquence</i>	<i>Triode Hexode</i>	ECH 3	6 E 8
	<i>Amplification HF ou MF</i>	<i>Penthode HF</i>	EF 9	6 M 7
	<i>Triode Penthode</i>	ECF 1		
ET TOUS	<i>Amplification HF MF Détection</i>	<i>Double Diode Penthode</i>	EBF 2	6 H 8
	<i>Amplification BF</i>	<i>Penthode</i>	EL 3 N	6 V 6
COURANTS	<i>Triode Penthode</i>			6 X 6
	<i>Amplification BF Détection</i>	<i>Double Diode Penthode</i>	EBL 1	
	<i>Indicateur d'accord à double sensibilité</i>	<i>Deil magique</i>	EM 4	6 AF 7 G
TOUS	<i>Amplification BF Détection</i>	<i>Double Diode Penthode</i>	CBL 6	
	<i>Amplification BF</i>	<i>Penthode</i>		25 L 6
COURANTS	<i>Triode Penthode</i>			35 Y 25
	<i>Redressement à deux alternances</i>	<i>Valve Chauffage indirect</i>	CY 2	25 Z 6
ALTERNATIF	<i>Redressement à deux alternances</i>	<i>Valve Chauffage direct</i>	AZ 1	5Y3G
		<i>Valve Chauffage indirect</i>	1883	5Y3GB

A USAGE PROFESSIONNEL

LAMPES DE RÉCEPTION RECOMMANDÉES POUR LE MATÉRIEL PROFESSIONNEL

FONCTIONS	NATURE DE LA LAMPE	SÉRIE AMÉRICAINE	SÉRIE EUROPÉENNE
Oscillatrice HF Amplificatrice HF	Triodes Pentodes	955 615 954 1851 6J7 6M7	EF6 EF8 EF9, EF50, 4673
Changeuse de fréquence	Triodes-hexodes	6E8	ECH3
Détectrice Redresseuse Régulatrice Oscillatrice HF-BF Amplificatrice HF-BF	Diode Doubles diodes Double diode-triode Double diode-pentode HF Triodes-pentodes HF Double diode-pentode BF Triode-pentode BF	6H6 6Q7 6H8 6F7 6X6	EA 50 EB4 EBF2 ECF1 EBL1
Indicateur d'accord	Tubes Luminescents	6AF7G	EM4
Amplificatrice BF	Triodes Tétrapodes Pentode	6L6 6V6	F410 E406N DW601 EL3N F443N 4654
Redresseuse Alimentation HT et BT	Valves biplaques	5Y3G 5Y3GB 5Z3 83 879	AZ1 1883 EZ3 EZ4 1875

LISTE COMPLÈTE DES LAMPES DE RÉCEPTION Y COMPRIS CELLES
MAINTENUES ACTUELLEMENT SUR LE MARCHÉ DE REVENTE POUR REMPLACEMENT

A409	C12	EBF2	F443N	6A7	6M6
A415	C443	EBL1	506	6A8	6M7
A441N	CBL1	ECH3	954	6AF7G	6Q7
B406	CBL6	ECF1	955	6B7	6V6
B424	CF3	EF5	1561	6B8	6X6
B442	CK1	EF6	1851	6C5	25A6
R80	CL2	EF8	1875	6C6	25L6
AB2	CL6	EF9	1882	6D6	25Z5
ABC1	CY1	EF50	1883	6E8	25Z6
ABL1	CY2	EFM1	4654	6F5	35Y25
AF3	DW601	EH2	4673	6F6	42
AF7	DW802	EK2	4688	6F7	43
AK1	E406N	EL2	2A5	6G5	47
AK2	E424N	EL3N	2A7	6H6	56
AL2	E443H	EL6	2B7	6H8	57
AL3-4	E446	EM1	5Y3G	6J5	58
AM1	E447	EM4	5Y3GB	6J7	75
AZ1	EA 50	EZ3	5Z3	6K7	76
	EB4	EZ4	6A6	6L6	80
	EBC3	F410	6A6	6L7	83
					89
					879
					2A3

Alignement rapide et précis avec une hétérodyne RADIO CONTROLE

LAMPES LES PLUS FRÉQUENTES DES 5 DERNIÈRES ANNÉES SIGNALÉES PAR TÉLÉFUNKEN

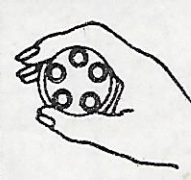
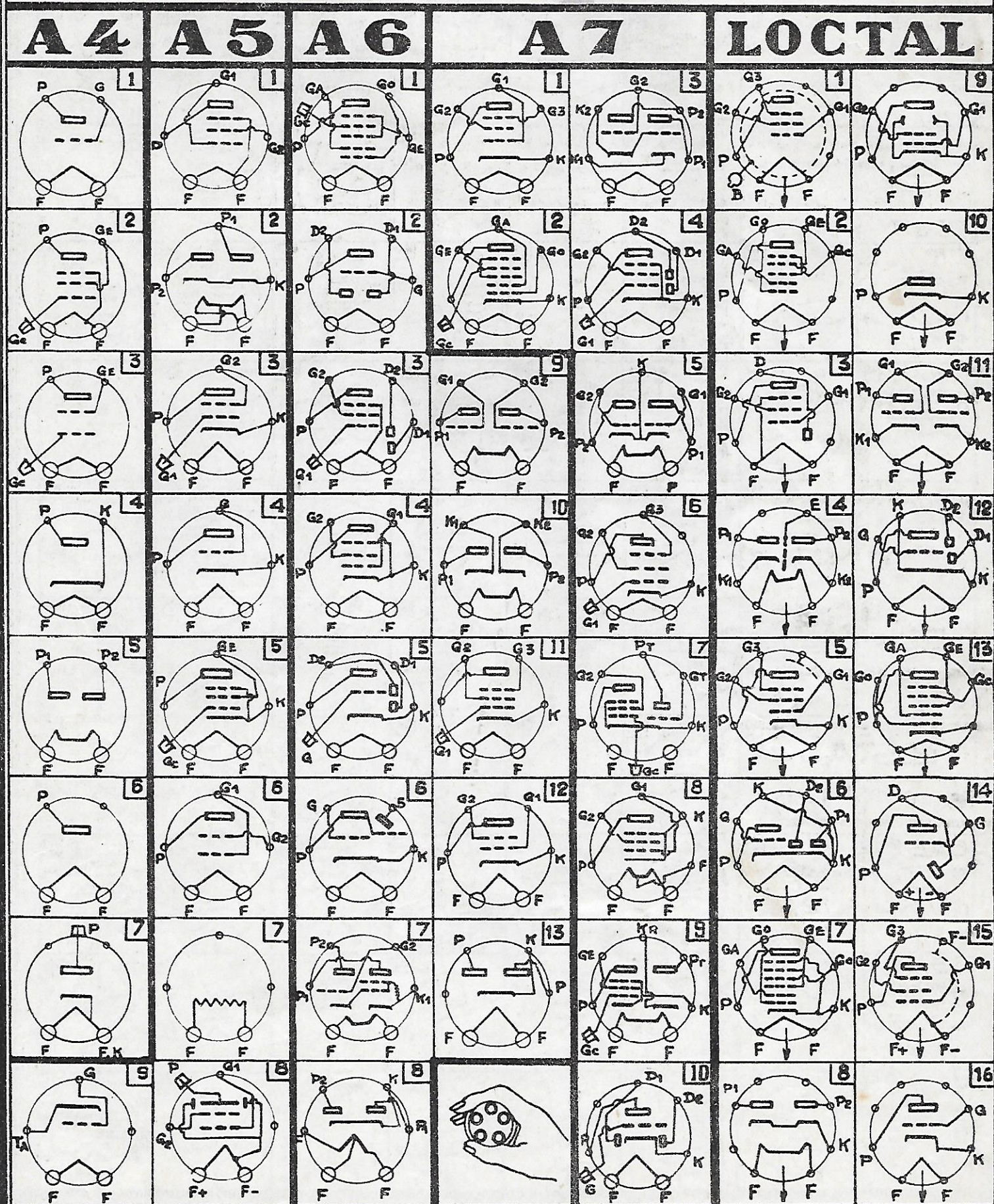
Série E	Série U	Série K	Série A	Série C	Série V	Redresseurs
ECH11	UCH11	KK2	ACH1	CK1	VF7	RGN354
EBF11	UBF11	KF3	AK1	CCH1	VL1	RGN1064
ECL11	UCL11	KF4	AK2	CBC1	VL4	RGN2004
EF11	UM11	KC1	ABC1	CF3	VC1	AZ1
EF12		KC3	AF3	CF7	VCL11	AZ11
EL11		KL1	AF7	CL4		AZ12
EL12		KL2	AL4	CEM2		CY1
EM11		KL4	AL5			CY2
EFM11		KDD1	AD1			UY11
			AM2			VY1
			RES164			VY2

LAMPES AMÉRICAINES NORMALISÉES

— 1941 — PAR R.C.A — 1941 —

OCTAL				NON OCTAL		
MÉTAL		VERRE		VERRE		
6Y3	12Y6	1Y4	5Y-50Y	2Y5	6Y3	
6AB7	12C8	1A7GT	5U4G	2A3	6U5	
6H6	12SA7	1G4G	5Y3G		6G5	
6J7	12SC7	1H5GT	6B8G			
6SA7	12SJ7	1N5GT	6F6G			
6SC7	12SK7	3Q5GT	6J5GT			
6SF5	12SQ7		6K6GT			
6SJ7			6N7G			
6SK7			6R7G			
6SQ7			6V6GT			
			6X5G			
			35L6GT			
			35Z5GT			
			50L6GT			

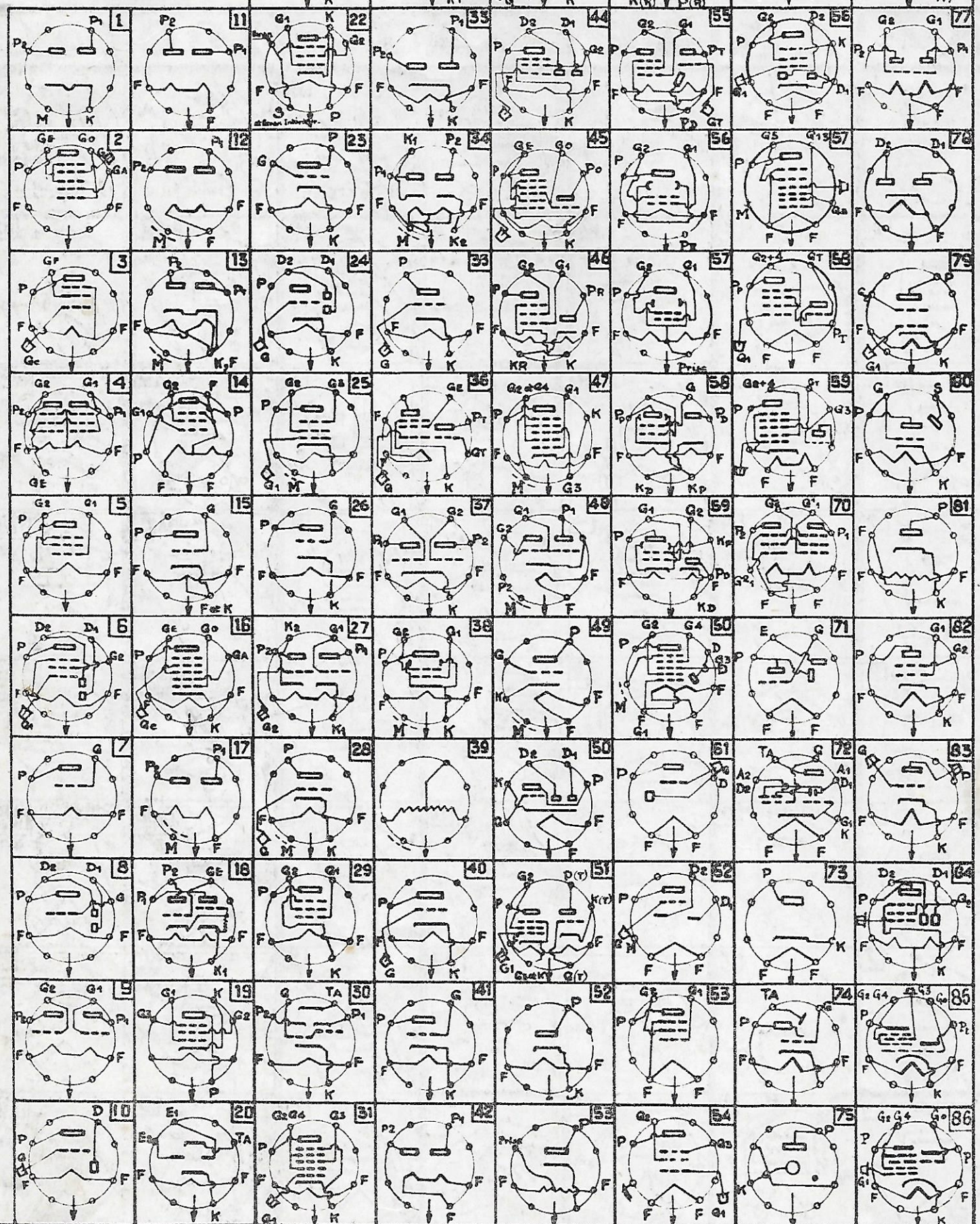
LAMPES AMÉRICAINES



TOUTES LES LAMPES SONT VUES PAR LE CULOT (VOIR DESSIN)

Le POLYTEST est le plus complet des instruments de dépannage

OCTAL

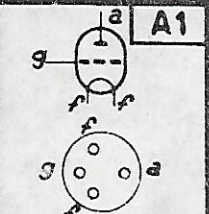
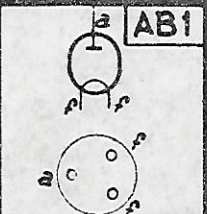
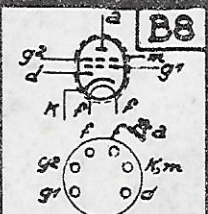
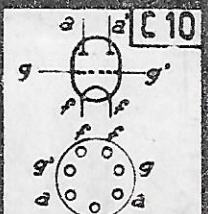
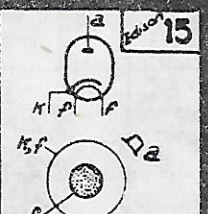
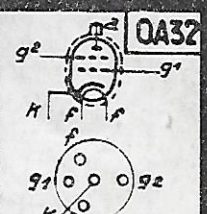
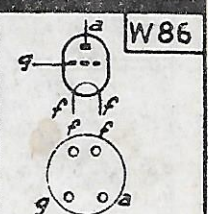
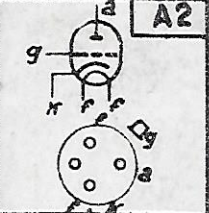
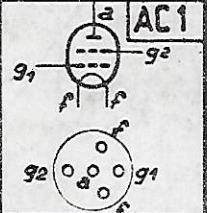
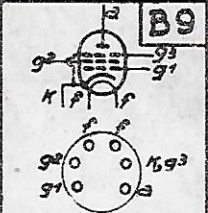
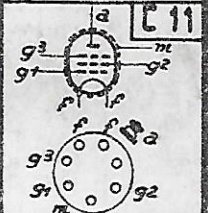
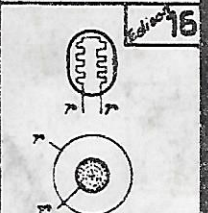
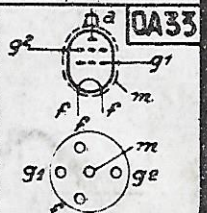
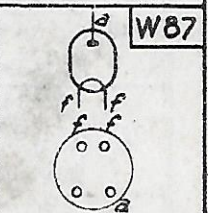
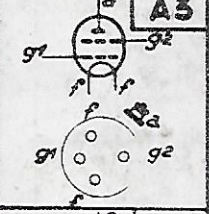
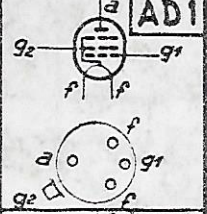
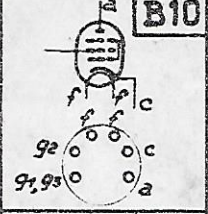
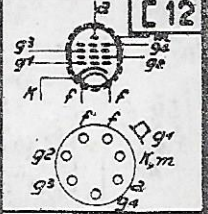
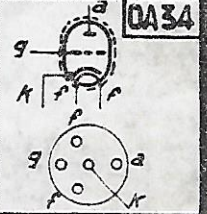
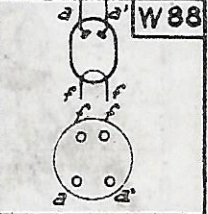
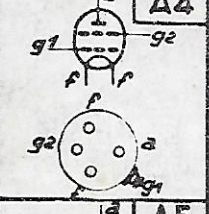
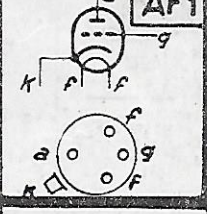
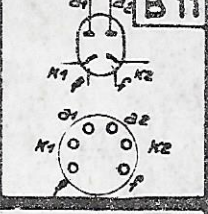
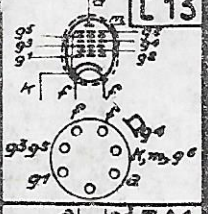
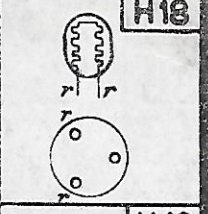
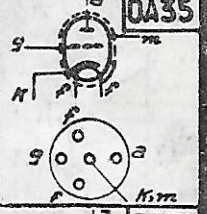
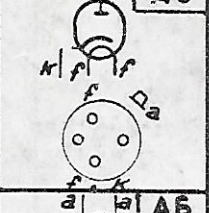
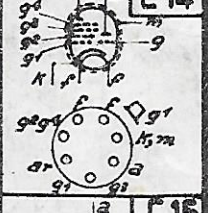
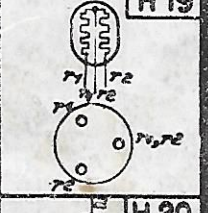
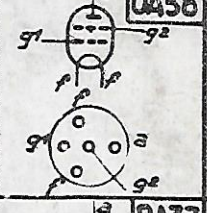
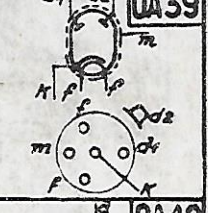
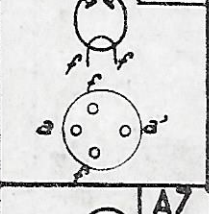
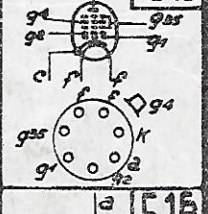
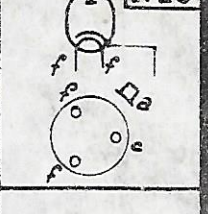
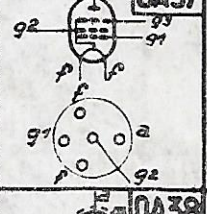
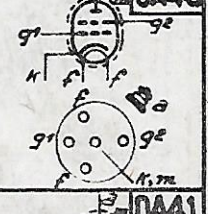
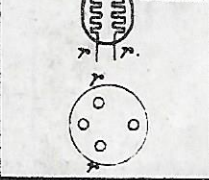
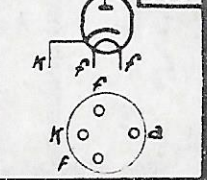
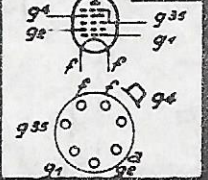
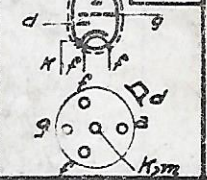
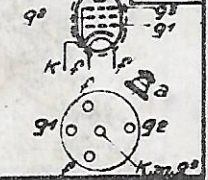


TOUTES LES LAMPES SONT VUES PAR LE CULOT (VOIR DESSIN)

Le dépannage est facile si vous êtes outillé par RADIO CONTROLE

LAMPES EUROPÉENNES

LAMPES A BROCHES


DE A1 A A 8 4 Broches	DE A B1 A A F1 3-5 Broches	DE B 8 A B 11 6 Broches	DE C 10 A C 16 7 Broches	DE ÉDISON H 18 A H 20 3 Broches	DE 0A 32 A 0A 41 5 Broches	DE W 86 A W 88 4 Broches
						
						
						
						
						
						
						

TOUTES LES LAMPES SONT VUES PAR LE CULOT (VOIR DESSIN)

Le **SERVICEMAN** contient un analyseur point par point à cartes

(46) CONNEXIONS DES CULOTS (Suite) (46)

LAMPES TRANSCONTINENTALES DE P42 A P84

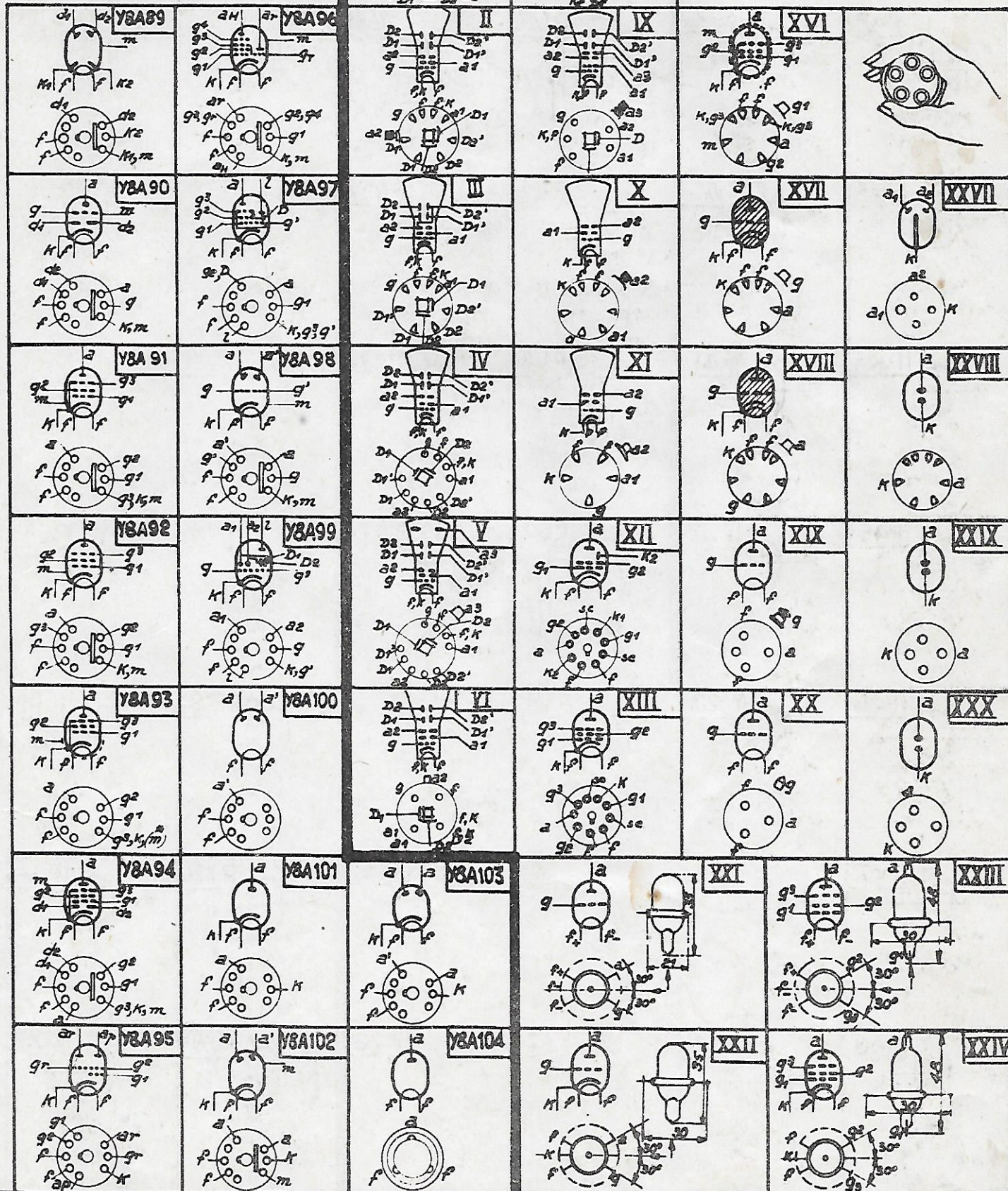


TOUTES LES LAMPES SONT VUES PAR LE CULOT (VOIR DESSIN)

Toutes ces lampes se contrôlent sur nos lampemètres

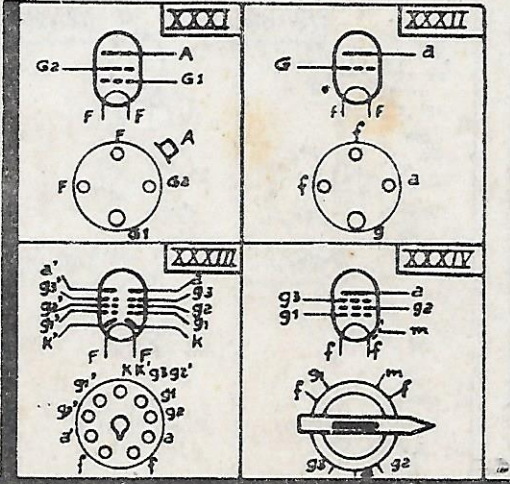
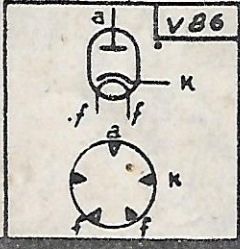
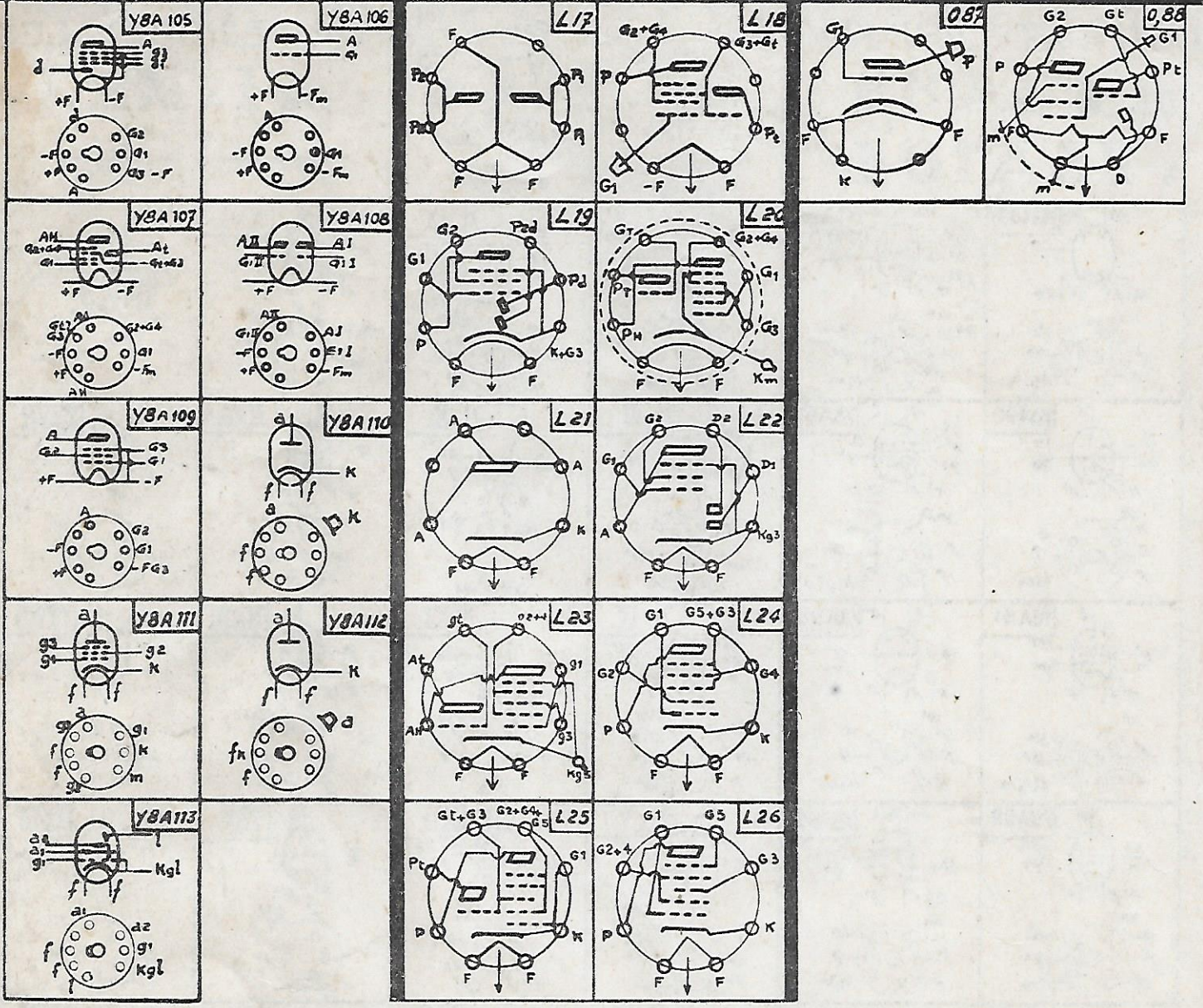
LAMPES TÉLÉFUNKEN
DE **Y8A89**
A **Y8A104**

LAMPES SPÉCIALES
DE **I A XXX**



TOUTES LES LAMPES SONT VUES PAR LE CULOT (VOIR DESSIN)

Le CHAMPION mesure ces lampes en état de marche



TOUTES LES LAMPES SONT VUES PAR LE CULOT (VOIR DESSIN)

Si vous passez à Lyon, venez nous voir